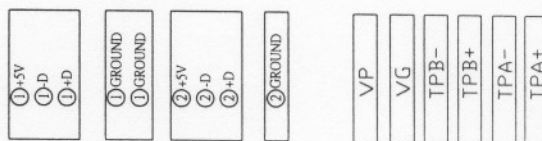
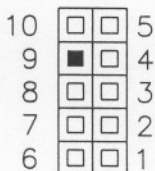


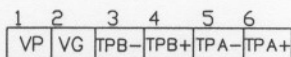
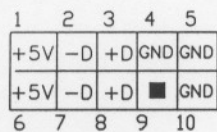
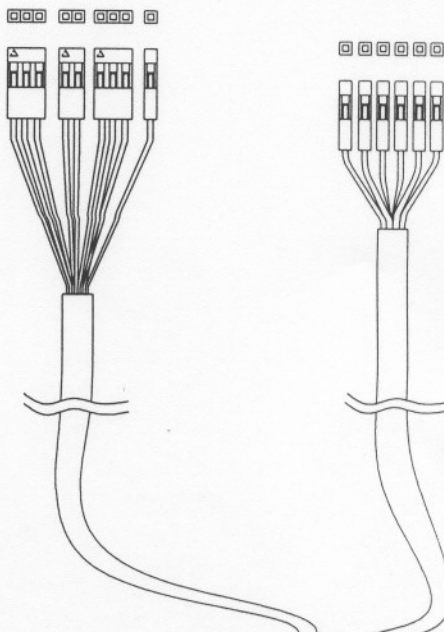
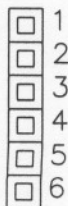
USB WIRE PIN ASSIGNMENT

1	① +5V
2	① -D
3	① +D
4	① GROUND
5	① GROUND
6	② +5V
7	② -D
8	② +D
10	② GROUND



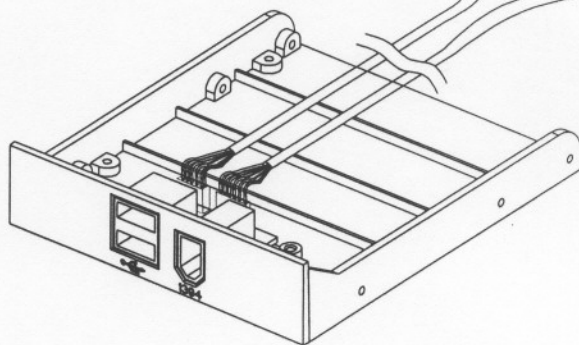

1394 WIRE PINASSIGNMENT

1	VP
2	VG
3	TPB-
4	TPB+
5	TPA-
6	TPA+



J2

J1



USB + 1394
BRACKET