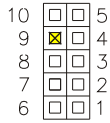


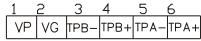
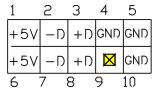
USB WIRE PIN ASSIGNMENT

- 1 ① +5V
- 2 ① -D
- 3 ① +D
- 4 ① GROUND
- 5 ① GROUND
- 6 ② +5V
- 7 ② -D
- 8 ② +D
- 10 ② GROUND



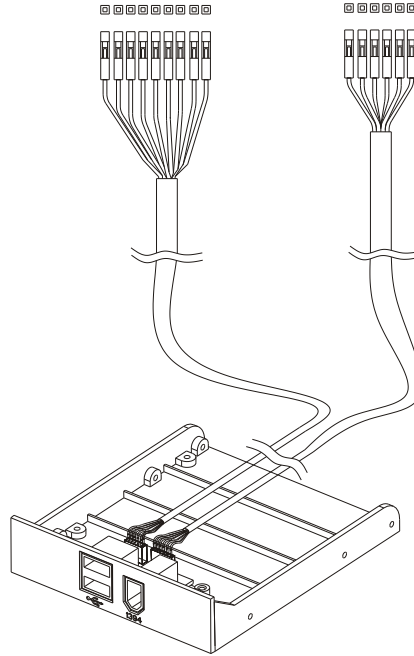
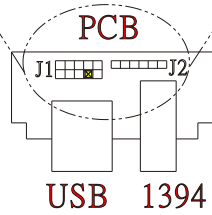
1394 WIRE PINASSIGNMENT

- 1 VP
- 2 VG
- 3 TPB-
- 4 TPB+
- 5 TPA-
- 6 TPA+



J1

J2



USB + 1394
BRACKET